

Key findings and recommendations from global reporting on SDG target 6.5 indicator 6.5.1

Peter Koefoed Bjørnsen
UN Environment - -DHI

UN Environment-DHI Centre
on Water and Environment

UN
environment

DHI

Sustainable Development Goal Target 6.5

“By 2030, implement integrated water resources management at all levels, including through transboundary cooperation as appropriate”

Indicator: 6.5.1: Degree of integrated water resources management implementation (0-100)

Indicator 6.5.2: Proportion of transboundary basin area with an operational arrangement for water cooperation

UN Environment-DHI Centre
on Water and Environment



SDG Indicator 6.5.1: Degree of integrated water resources management implementation (0-100)

Custodian Agency: 



UN Environment-DHI Centre
on Water and Environment



UN Environment-DHI Centre
on Water and Environment



Methodology SDG Indicator 6.5.1

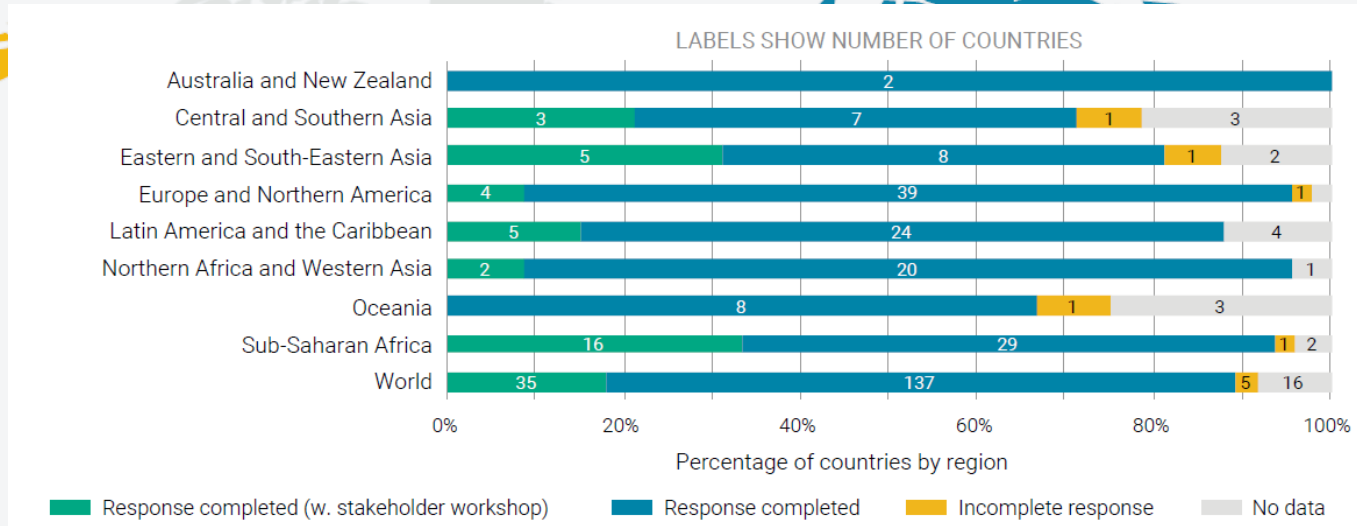
- Under integrated monitoring initiative GEMI
- Supported by 35 country workshops in collaboration with GWP
- Country survey with 33 questions, covering 4 dimensions of IWRM:
 - Enabling Environment
 - Institutions
 - Management Instruments
 - Sustainable Financing

Degree of implementation (0 – 100)	
Very high (100)	Objectives consistently achieved, and periodically reviewed and revised.
High (80)	Policy objectives consistently achieved.
Medium-high (60)	Being used by the majority of relevant authorities to guide work.
Medium-low (40)	Based on IWRM, approved by government and starting to be used by authorities to guide work.
Low (20)	Exists, but not based on IWRM.
Very low (0)	Development not started or not progressing.

Global baseline results **SDG Indicator 6.5.1**

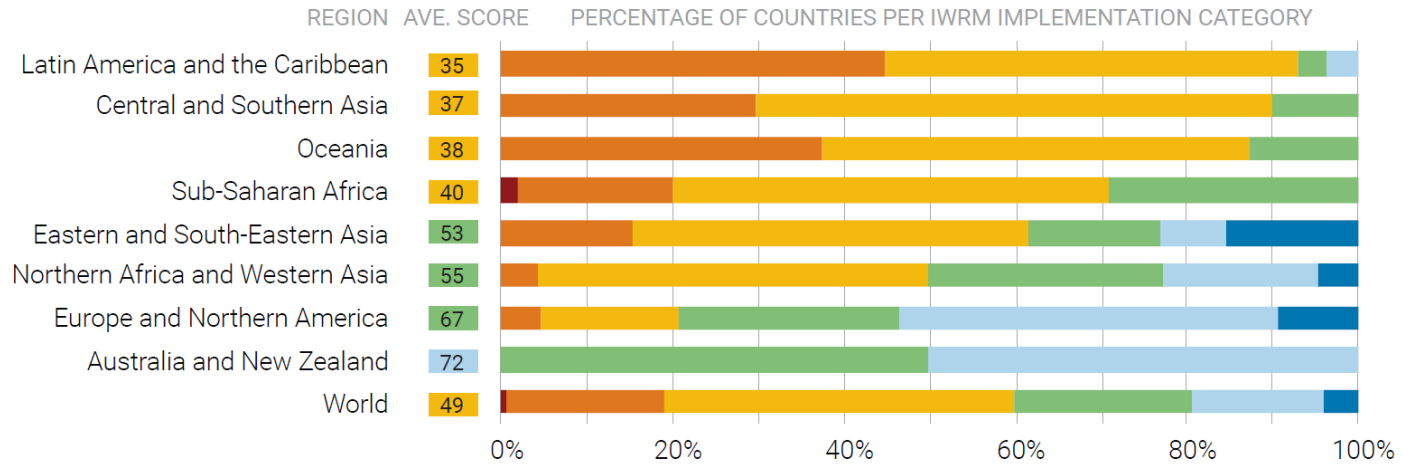
Degree of integrated water resources management implementation

172 countries participating: 75 % of total global population, and 80% of country area



■ Complete submission (w. stakeholder workshop)
 ■ Complete submission
 ■ Incomplete submission
 ■ No data

Global status of IWRM Implementation



IWRM Implementation: Very low (dark red), Low (orange), Medium-low (yellow), Medium-high (green), High (light blue), Very high (dark blue)

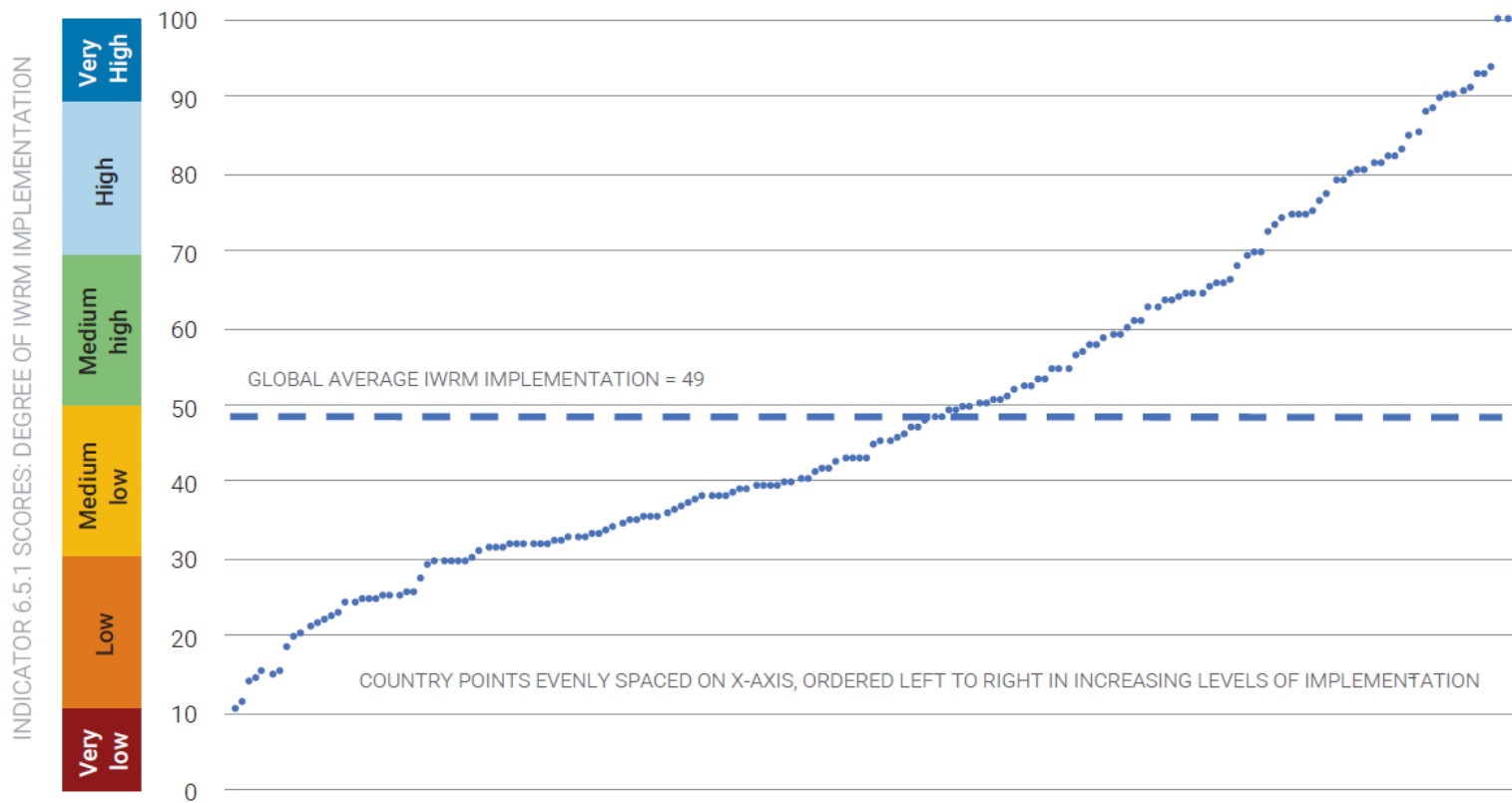
IWRM implementation SDG 6.5.1 score

Very low (dark red), Low (orange), Medium-low (yellow), Medium-high (green), High (light blue), Very high (dark blue), No data (grey)

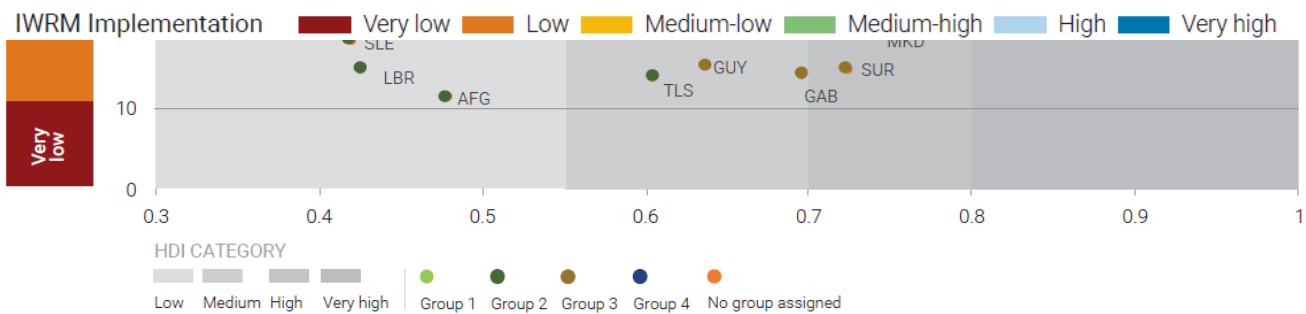
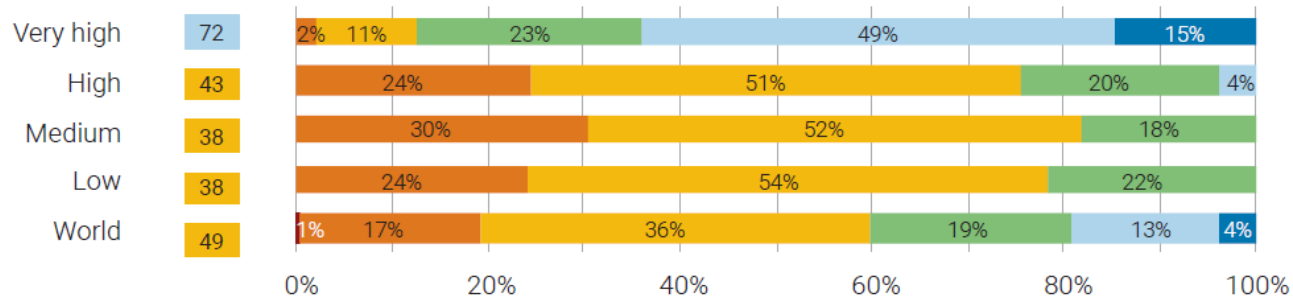
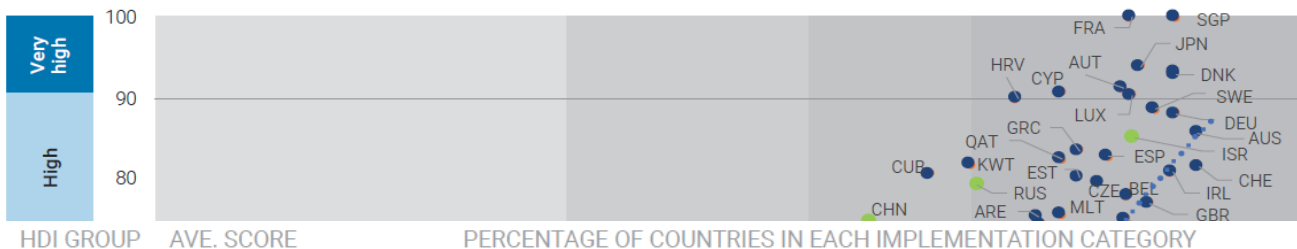
UN Environment-DHI Centre on Water and Environment



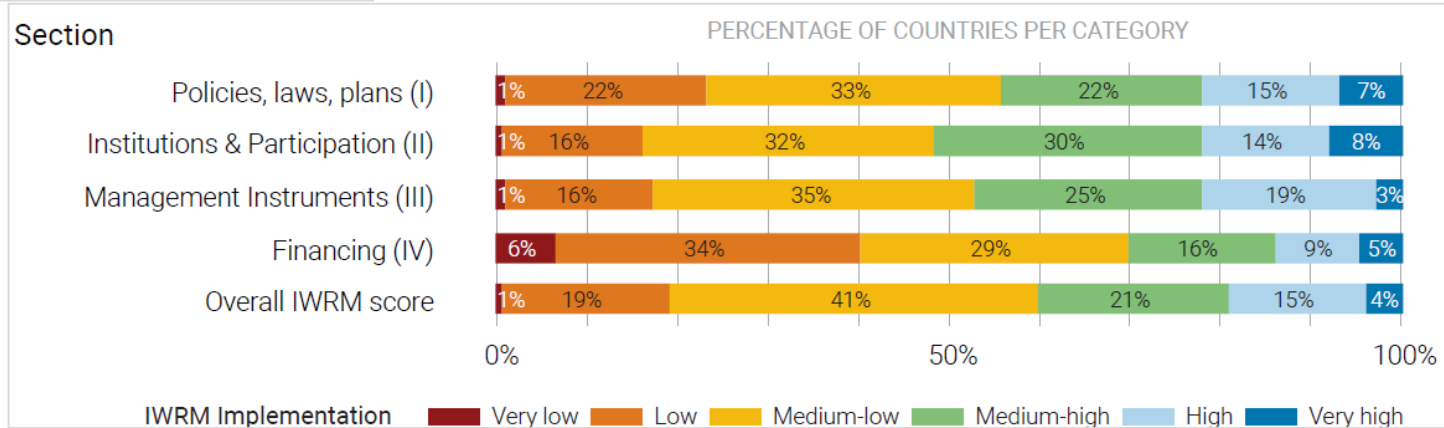
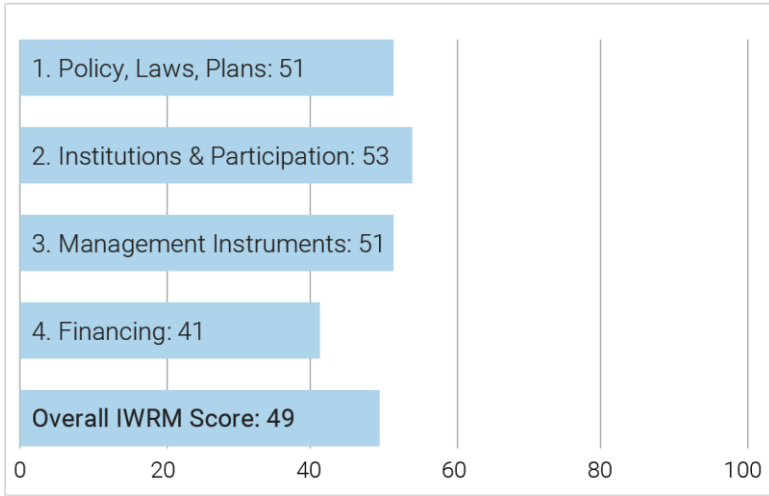
Country scores range from 10 to 100



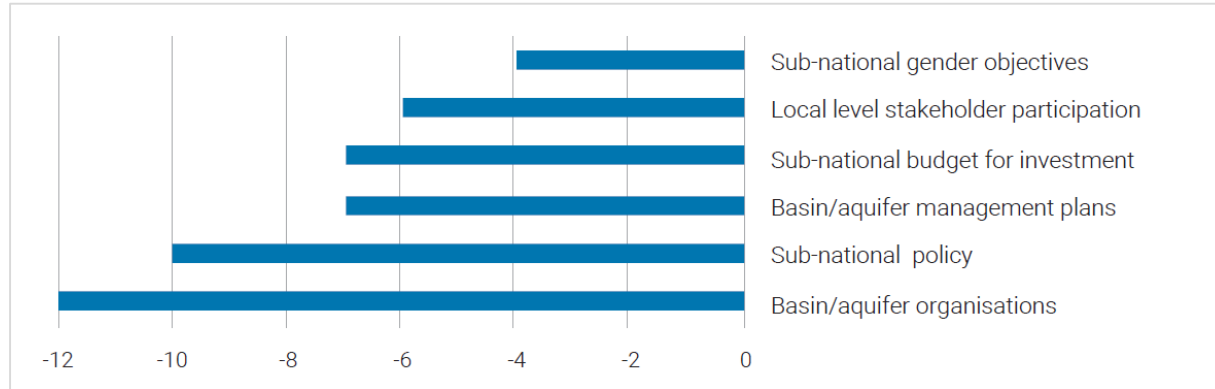
SDG 651 score accross HDI categories



Implementation accross dimensions of IWRM

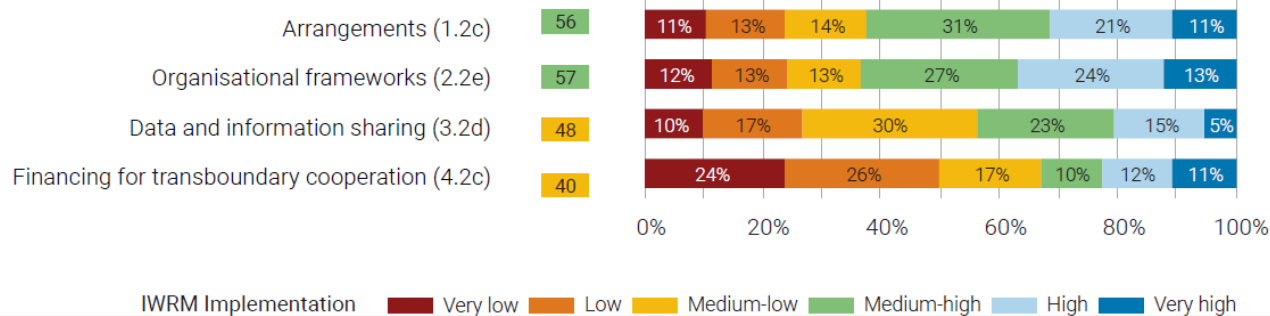


Implementing IWRM in other levels



Transboundary:

AVE. SCORE PERCENTAGE OF COUNTRIES PER IMPLEMENTATION CATEGORY



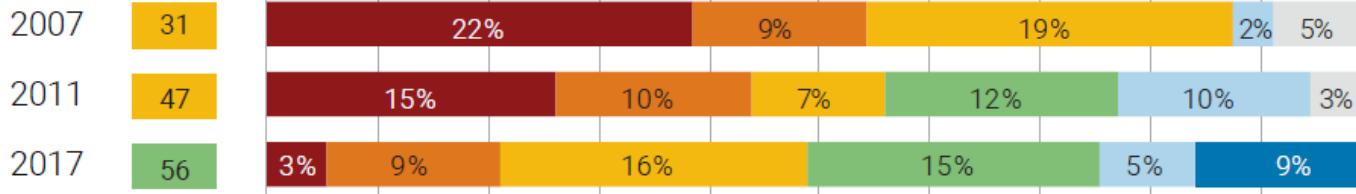
Progressing towards target in 2030

PERCENTAGE OF COUNTRIES PER CHALLENGE CATEGORY



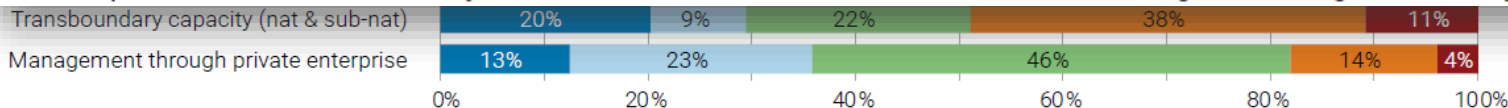
AVE. SCORE

PERCENTAGE OF COUNTRIES IN EACH IMPLEMENTATION CATEGORY



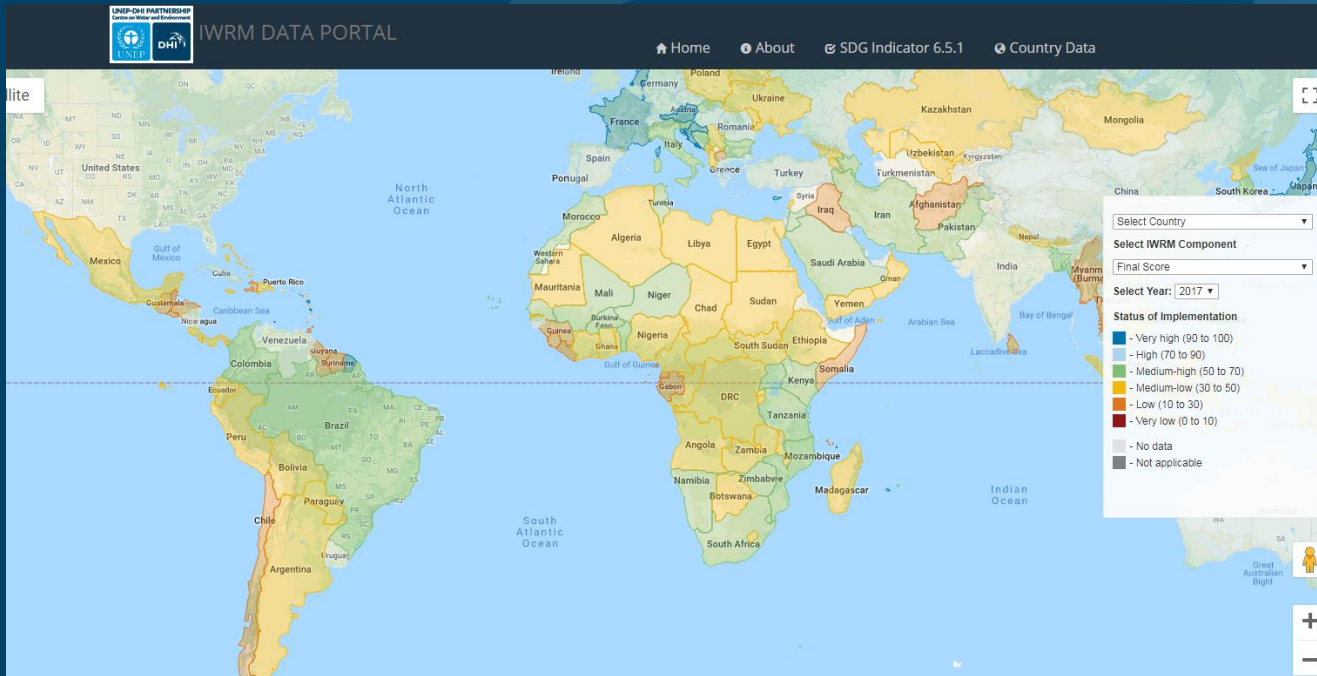
IWRM Implementation

Very low Low Medium-low Medium-high High Very high No data



Challenge category Not a problem Low Medium High Highest priority

Baseline report and data available on <http://iwrmdataportal.unepdhi.org/>



The cover of the 2018 report features the UN Water logo and the text '6 CLEAN WATER AND SANITATION'. The year '2018' is prominently displayed. Below the title, it reads 'PROGRESS ON INTEGRATED WATER RESOURCES MANAGEMENT'. At the bottom, it states 'GLOBAL BASELINE FOR SDG 6 INDICATOR 6.5.1: DEGREE OF IWRM IMPLEMENTATION'. The background of the cover is a photograph of several small boats on a body of water.

UN Environment-DHI Centre on Water and Environment



Thank you

SDG 6.5.1 data and report available via:

<http://iwrmdataportal.unepdhi.org/>

UN Environment-DHI Centre
on Water and Environment

